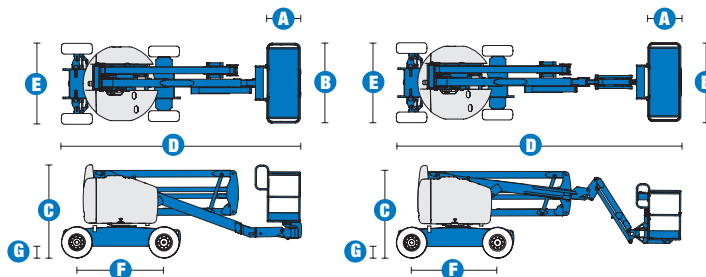


SELF-PROPELLED ARTICULATING BOOMS

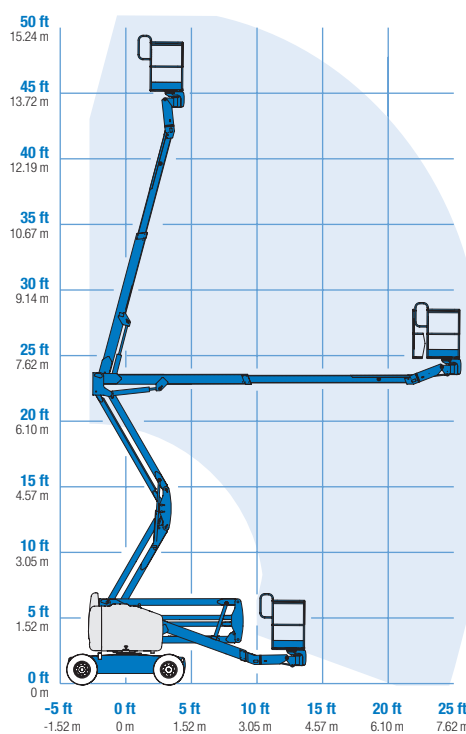
Z™-45/25 & Z™-45/25J IC Narrow



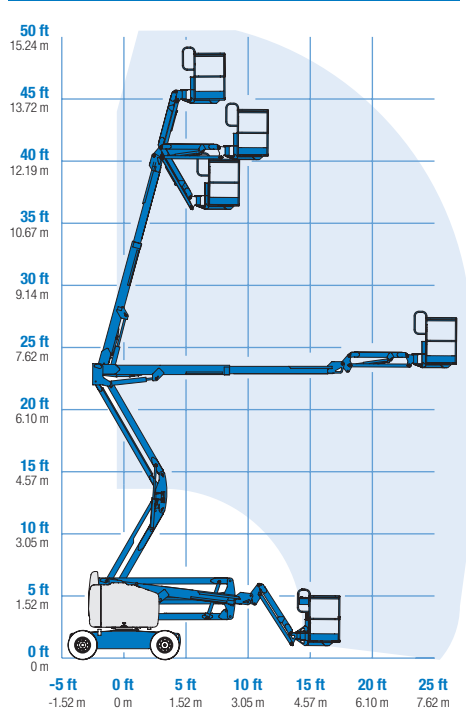
Specifications



RANGE OF MOTION Z™-45/25 IC



RANGE OF MOTION Z™-45/25J IC



MODELS	Z™-45/25 IC Narrow		Z™-45/25J IC Narrow	
MEASUREMENTS	US	Metric	US	Metric
Working height max*	51 ft 6 in	15.87 m	51 ft 8 in	15.92 m
Platform height max	45 ft 6 in	13.87 m	45 ft 8 in	13.92 m
Horizontal reach max	25 ft	7.62 m	25 ft 1 in	7.65 m
Up and over clearance - at platform	23 ft 2 in	7.06 m	23 ft 11 in	7.29 m
at primary arm	23 ft 2 in	7.06 m	22 ft 11 in	7 m
A Platform length	2 ft 6 in	.76 m	2 ft 6 in	.76 m
B Platform width	6 ft	1.83 m	6 ft	1.83 m
C Height - stowed	6 ft 7 in	2 m	6 ft 7 in	2 m
D Length - stowed	18 ft 3 in	5.56 m	22 ft	6.70 m
E Width	5 ft 9 in	1.75 m	5 ft 9 in	1.75 m
F Wheelbase	6 ft 8 in	2.06 m	6 ft 8 in	2.06 m
G Ground clearance - center	9.5 in	.24 m	9.5 in	.24 m

PRODUCTIVITY

Lift capacity	500 lbs	227 kg	500 lbs	227 kg
Platform rotation	180°		160°	
Turntable rotation	355° non-continuous		355° non-continuous	
Turntable tailswing	zero		zero	
Drive speed - stowed	3.0 mph	4.8 km/h	3.0 mph	4.8 km/h
Drive speed - raised **	0.68 mph	1.1 km/h	0.68 mph	1.1 km/h
Gradeability*** - 4WD	30%		30%	
Turning radius - inside	6 ft	1.83 m	6 ft	1.83 m
Turning radius - outside	14 ft	4.26 m	14 ft	4.26 m
Controls	12 V DC proportional		12 V DC proportional	
Tires	9 x 14.5 in	.23 x .37 m	9 x 14.5 in	.23 x .37 m

POWER

Power source	Ford LRG 425 EFI 4 cylinder gas/LPG 82 hp (61.1 kW) Deutz diesel F3L 2011 3 cylinder diesel 49 hp (35.8 kW) Perkins diesel 404C-22 4 cylinder diesel 51 hp (38 kW)		
Auxiliary power unit	12 V DC		12 V DC
Hydraulic tank capacity	24 gal	90.9 L	24 gal 90.9 L
Fuel tank capacity	17 gal	64.4 L	17 gal 64.4 L

WEIGHT****

	16,600 lbs	7,530 kg	16,800 lbs	7,620 kg
--	------------	----------	------------	----------

STANDARDS COMPLIANCE

ANSI A92.5, CSA B354.4, CE Compliance, AS 1418.10

* The metric equivalent of working height adds 2 m to platform height. U.S. adds 6 ft to platform height.
 ** In lift mode (platform raised), the machine is designed to operate on firm, level surfaces only.
 *** Gradeability applies to driving on slopes. See operator's manual for details regarding slope ratings.
 **** Weight will vary depending on options and/or country standards.

Features

EASILY CONFIGURED TO MEET YOUR NEEDS

PLATFORM OPTIONS

- Steel 6 ft (1.83 m) (standard)
- Steel 4 or 5 ft (1.22 m or 1.52 m)
- Steel 6 ft (1.83 m) tri-entry

JIB OPTIONS

- Non-jib
- 5 ft (1.52 m) jib boom

POWER OPTIONS

- Ford gas/LPG 82 hp (61.1 kW)
- Deutz diesel 49 hp (35.8 kW)
- Perkins diesel 51 hp (38 kW)

DRIVE

- 2WD

TIRE OPTIONS

- Industrial foam-filled (standard)
- Industrial non-marking foam-filled

STANDARD FEATURES

MEASUREMENTS

Z™-45/25 IC Narrow

- 51 ft 6 in (15.87 m) working height
- 25 ft (7.62 m) horizontal reach
- 23 ft 2 in (7.06 m) up and over clearance
- Up to 500 lb (227 kg) lift capacity

Z™-45/25J IC Narrow


- 51 ft 8 in (15.92 m) working height
- 25 ft 1 in (7.65 m) horizontal reach
- 22 ft 11 in (7 m) up and over clearance
- Up to 500 lb (227 kg) lift capacity

PRODUCTIVITY

- Self-leveling platform
- Hydraulic platform rotation
- Fully proportional controls
- Drive enable
- AC power to platform
- Horn
- Hour meter
- Tilt alarm
- 355° non-continuous turntable rotation
- Zero tailswing
- Two speed wheel motors

POWER

- All engines are emissions compliant
- 12 V DC auxiliary power
- Engine protection package
- Deutz intake air heater
- Swing out engine tray



OPTIONS & ACCESSORIES

PRODUCTIVITY

- Platform swing gate
- Half mesh platform inserts with swing gate
- Platform top auxiliary rail
- Air line to platform
- Arctic hydraulic oil
- Arctic hose option (boom hoses only)
- Basic hostile environment kit
- Standard aircraft protection
- Deluxe aircraft protection
- Tool tray
- Fluorescent tube caddy
- Pipe cradle (pair)
- Alarm package
- Panel cradle package*
- Platform work lights
- Front driving lights
- Lockable platform control box covers
- Tow package

* Available on select models

POWER

- Engine gauge package
- AC Generator Packages (2500 or 3000 watts)
- Cold Start Packages
- GS/LPS and DS UL588 fire protection rating
- Diesel scrubber/spark arrestor
- Diesel spark arrestor muffler
- LPG tank 33.5 lb (15.19 kg) capacity
- Additional LPG tank with carrier

Genie United States

18340 NE 76th Street
P.O. Box 97030
Redmond, Washington 98073-9730

Telephone **(425) 881-1800**
Toll Free in USA/Canada **800-536-1800**
Fax (425) 883-3475

Genie Europe

The Maltings
Wharf Road
Grantham NG31 6BH
U.K.

Telephone **+44 (0)1476 584333**
Fax +44 (0)1476 584334

Email: infoeurope@genieind.com

Distributed By:

For further information, please contact your local distributor or the Genie Industries sales office listed. Continuous improvement of our products is a Genie policy. Product specifications are subject to change without notice or obligation. The photographs and drawings in this brochure are for illustrative purposes only. Refer to the appropriate Operator's Manual for instructions on the proper use of this equipment. Failure to follow the appropriate Operator's Manual when using our equipment or to otherwise act irresponsibly may result in serious injury or death. Prices and specifications subject to change without notice. The only warranty applicable is the standard written warranty applicable to the particular product and sale. Genie makes no other warranty, expressed or implied. Products and services listed may be trademarks, service marks or trade-names of TEREX Corporation and/or its subsidiaries in the USA and other countries and all rights are reserved. Copyright © 2005 Genie Industries, Inc. "Genie" is a Registered Trademark of Genie Industries, Inc. in the USA and many other countries. Genie is a TEREX Company.